P1=P2

PAVIMENTO 4 - L5
ESC 1:20

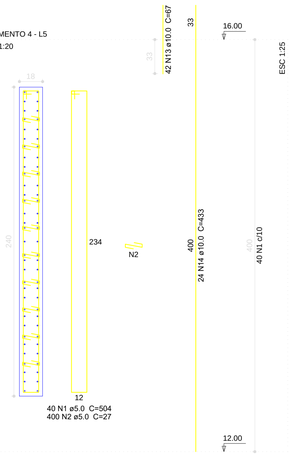

V1
ESC 1:75

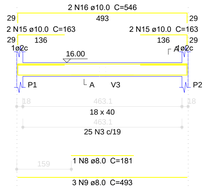

SEÇÃO A-A
ESC 1:25

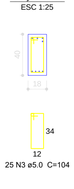

V2
ESC 1:75

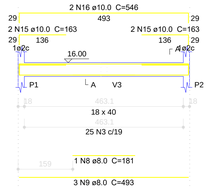

SEÇÃO A-A
ESC 1:25

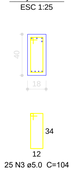

V3
ESC 1:75

SEÇÃO A-A
ESC 1:25

P1=P2

COBERTURA - L6
ESC 1:20

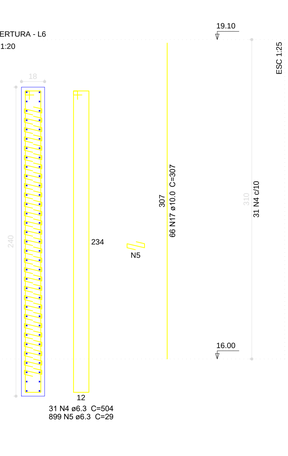

V1
ESC 1:75

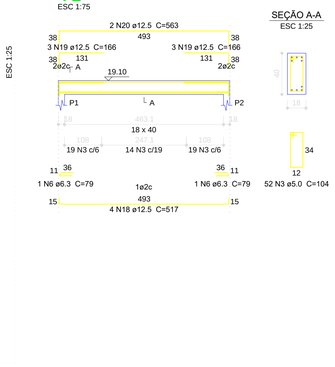

SEÇÃO A-A
ESC 1:25

V2
ESC 1:75

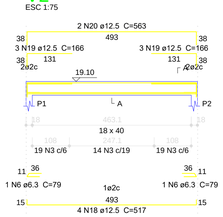

SEÇÃO A-A
ESC 1:25

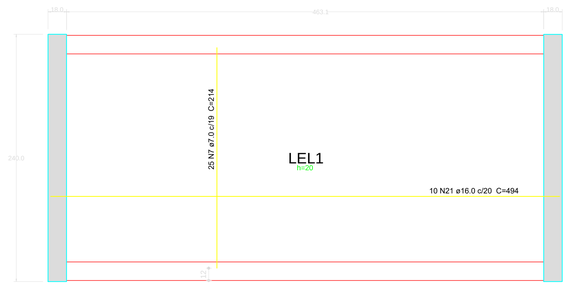

Armação positiva das lajes do pavimento Cobertura
escala 1:25

Relação do aço

Cobertura:	2xP1		Positivos
	V1		V2
Pavimento 4:	2xP1		V1
	V2		V3

AÇO	N	DIAM (mm)	QUANT (Barras)	UNIT (cm)	C.TOTAL (cm)
CA60	1	5.0	80	504	40320
	2	5.0	800	27	21600
	3	5.0	165	104	17160
CA50	4	6.3	62	504	31248
	5	6.3	1798	29	52142
	6	6.3	4	79	316
CA60	7	7.0	25	214	5350
CA50	8	8.0	2	181	362
	9	8.0	6	493	2958
	10	8.0	1	180	180
	11	8.0	2	232	464
	12	8.0	3	266	798
	13	10.0	84	67	5628
	14	10.0	48	433	20784
	15	10.0	8	163	1304
	16	10.0	4	546	2184
	17	10.0	132	307	40524
	18	12.5	9	517	4136
	19	12.5	12	166	1992
	20	12.5	4	563	2252
	21	16.0	10	494	4940

Resumo do aço

AÇO	DIAM (mm)	C.TOTAL (m)	PESO + 10 % (kg)
CA50	6.3	837.1	225.3
	8.0	47.7	20.7
	10.0	704.3	477.6
	12.5	83.8	88.8
	16.0	49.4	85.8
CA60	5.0	790.8	134.1
	7.0	53.5	17.8
PESO TOTAL (kg)			
CA50	898.2		
CA60	151.9		

Volume de concreto (C-30) = 9.69 m³
Área de forma = 104.9 m²

REV.	DATA	NOME	DESCRIÇÃO
001	OUT 2015	L. MARCIO	REVISÃO

EMPRESA PROJETISTA
L & M Silveira Engenharia Ltda.
Tel: (16) 3026.6444, (16) 99135.8227
Email:lmsilveira.engenharia@gmail.com

LOCAL Av. Dr. Ismael Alonso & Alonso,2400 Franca-SP

PROJETO ANEXO DA UNIDADE II DO UNI-FACEF

FASE EXECUTIVO

CONTEÚDO
CAIXA DO ELEVADOR
ARMAÇÃO DE VIGAS E PILARES

COORDENADOR R.G.
ENG. CIVIL LUIZ MÁRCIO SILVEIRA 6.490.046

EQUIPE TÉCNICA:
ENG. CIVIL LUIZ MÁRCIO SILVEIRA CREA 060605852

DESENHO Luiz Márcio	ESCALAS INDICADAS
DATA JUNHO/2015	VISTO
APROVAÇÃO	FOLHA CXE 04/04